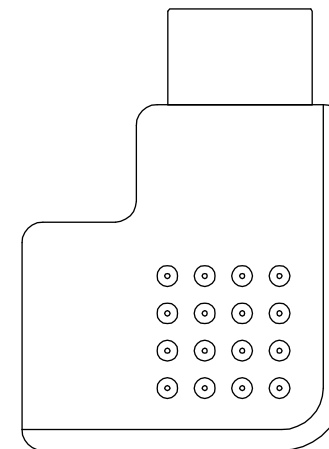
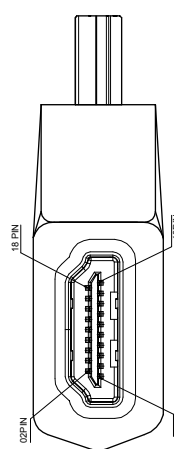
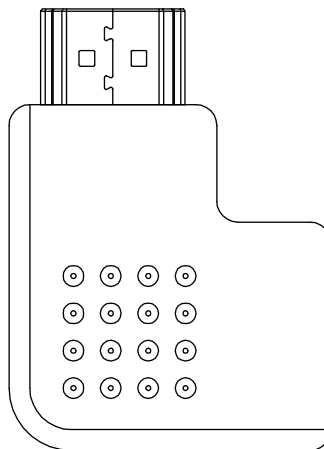
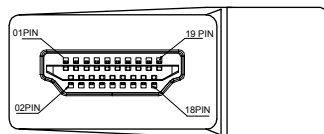


Pin-Belegung / PIN Assignment

P1	P2	P1	P2
1	1	11	11
2	2	12	12
3	3	13	13
4	4	14	14
5	5	15	15
6	6	16	16
7	7	17	17
8	8	18	18
9	9	19	19
10	10	SHELL	SHELL

P1: HDMI™-Stecker / HDMI™ plug
 P2: HDMI™-Buchse / HDMI™ socket



HDMI™ Adapter

- rechtwinkelig
- gegossenes Gehäuse
- vergoldete Kontakte

- Anschlüsse: HDMI™-Buchse (Typ A), HDMI™-Stecker (Typ A) 90°
- Material Gehäuse: PVC 45P, PE
- Kontaktwiderstand: 10 Ω max.
- Isolationswiderstand: 5 MΩ min.


HDMI™ adapter

- right angled plug
- moulded housing
- gold-plated contacts

- Connectors: HDMI™ socket (Type A), HDMI™ plug (Type A) 90°
- Material housing: PVC 45P, PE
- Contact resistance: 10 Ω max.
- Insulation resistance: 5 MΩ min.

Änderungen

Datum	Name	gez.:	Datum	Name
		gez.:	02.01.2021	aw
		gepr.:	02.01.2021	aw
		Norm:		
Änderungen vorbehalten / Subject to change				

Bezeichnung	Blatt
Adapter HDMI F/HDMI M 90°S G 	1/1
Zeichnungs-Nr.:	von
51724	